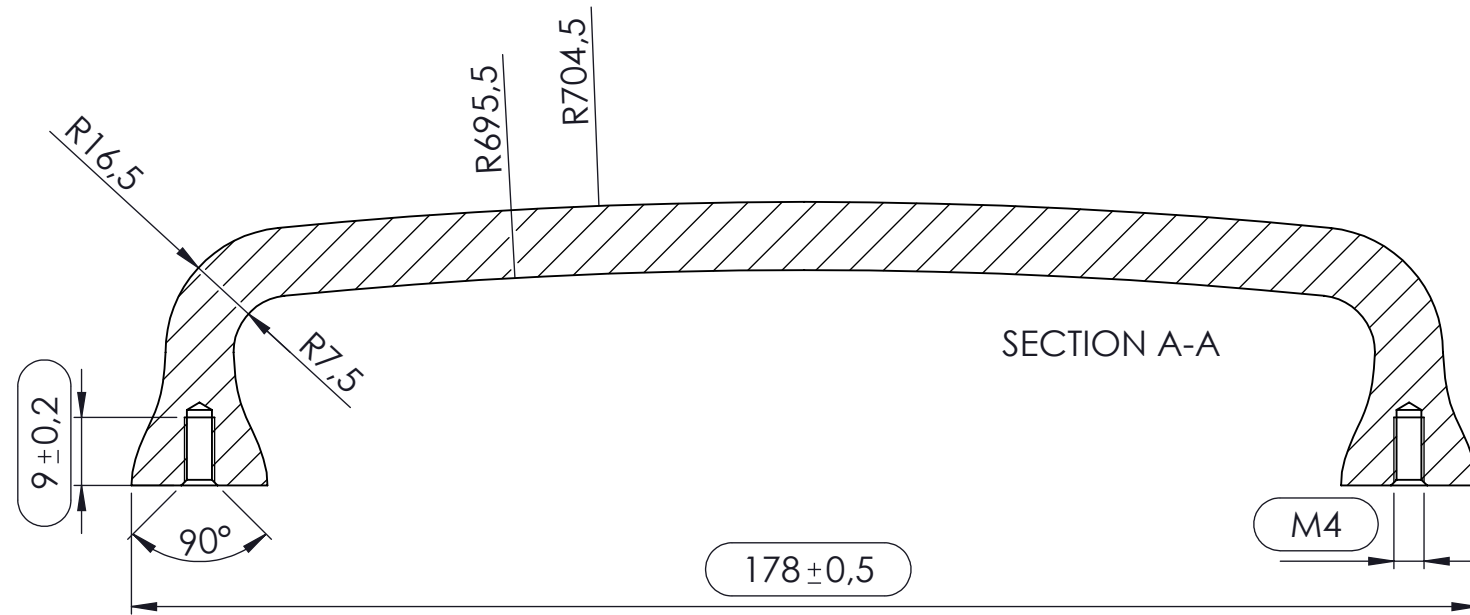
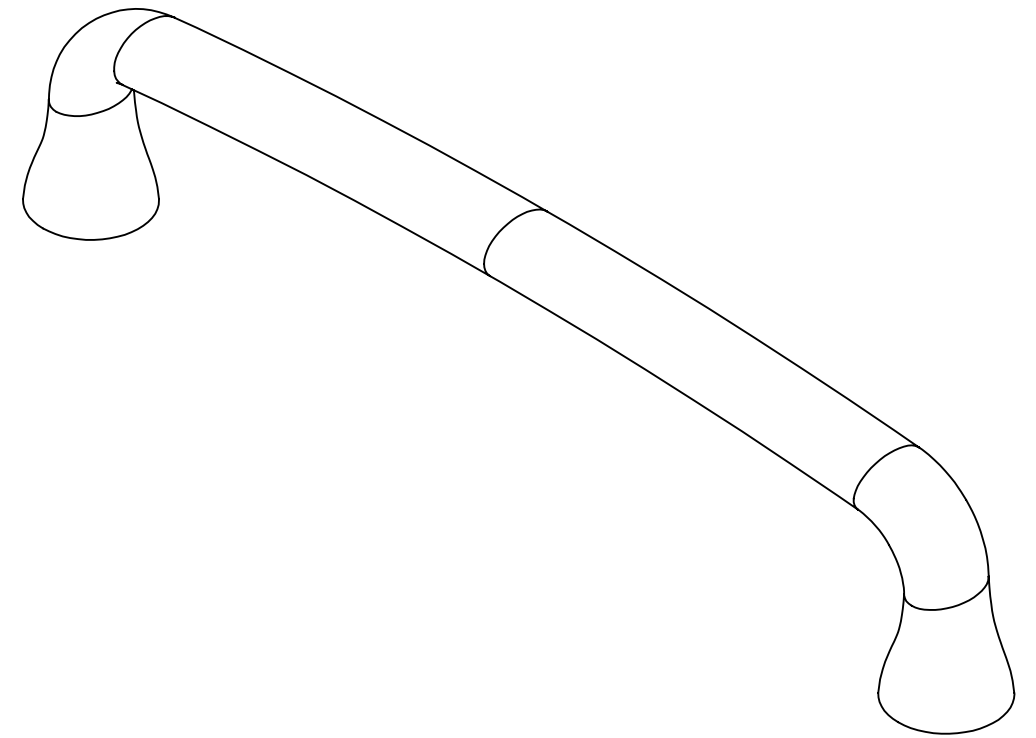
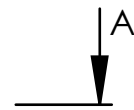



SECTION B-B

C/C160±0,5



SECTION A-A

| | | | | | | | | | | | | | | | | | | | | |
|---|----------------------------|--|---|--------|--------------------|----------|-----------|------|--------|---------|----------|-----------|--|------|------|------|------|------|------|------|
| Part name: PROVENCE | Projection: | Sheet format: A3 | Tolerance unless otherwise specified DS/ISO 2768-1M | | | | | | | | | | | | | | | | | |
| Designer: Kamper | Drawn by: MCH 06-08-208 | Scale: 1:1 | <table border="1"> <tr> <td>Linear dimensions:</td> <td>0-3</td> <td>3-6</td> <td>6-30</td> <td>30-120</td> <td>120-400</td> <td>400-1000</td> <td>1000-2000</td> </tr> <tr> <td></td> <td>±0,1</td> <td>±0,1</td> <td>±0,2</td> <td>±0,3</td> <td>±0,5</td> <td>±0,8</td> <td>±1,2</td> </tr> </table> | | Linear dimensions: | 0-3 | 3-6 | 6-30 | 30-120 | 120-400 | 400-1000 | 1000-2000 | | ±0,1 | ±0,1 | ±0,2 | ±0,3 | ±0,5 | ±0,8 | ±1,2 |
| Linear dimensions: | 0-3 | 3-6 | 6-30 | 30-120 | 120-400 | 400-1000 | 1000-2000 | | | | | | | | | | | | | |
| | ±0,1 | ±0,1 | ±0,2 | ±0,3 | ±0,5 | ±0,8 | ±1,2 | | | | | | | | | | | | | |
| Part no.: 300010160 | Sheet 1 of 1 | <table border="1"> <tr> <td>Angle</td> <td>±0,5°</td> <td>Radius</td> <td>±5%</td> </tr> </table> | | Angle | ±0,5° | Radius | ±5% | | | | | | | | | | | | | |
| Angle | ±0,5° | Radius | ±5% | | | | | | | | | | | | | | | | | |
| Material: Cast Iron | Weight: 160,6 | <p>furnipart®</p> <p>Delta 2 Phone: +45 87 64 35 00 DK-8382 Hinnerup E-mail: fp@furnipart.com</p> | | | | | | | | | | | | | | | | | | |
| COPYRIGHT: THIS DRAWING MAY NOT BE COPIED OR REPRODUCED IN ANY WAY WITHOUT DIRECT PERMISSION FROM FURNIPART A/S | | | | | | | | | | | | | | | | | | | | |

| Rev.: | Date: | Name: | Description: |
|-------|------------|-------|------------------|
| A | 06-08-2018 | MCH | Added tolerances |
| B | | | |
| C | | | |
| D | | | |